



WATER PRESSURE SYSTEMS

5 X PUMPS

FEATURES

The Five Pump Water Pressure System provides water boosting and is the perfect solution for commercial, high rise apartments, shopping complexes, hospitals and aged care facilities, industry processes, municipal water supply and irrigation. Features Include:

BASE:

- > Common galvanised base plate and controller stand
- > Baseplate and lifting point designed to meet AS4100-1998 and AS1170.1-2002

MANIFOLD:

- > Stainless steel suction and discharge manifolds
- > Pump isolation and non return valves
- > 20mm test and drain valve
- > Stainless steel liquid filled pressure gauge
- > 60 litre pressure accumulator tank
- > Pressure Switch (DOL) / Pressure Sensing Transducer (VSD)

PUMPS:

- > In line vertical multistage pump with standard IEC motors and M.I.P (Maintenance in Place) capabilities
- > Cartridge mechanical shaft seal
- > Vibration isolation rubber mounts
- > AS/NZS 4020 potable water compliant

CONTROLLER:

- > Manufactured in accordance with the relevant standards: AS/NZS 3000:2007, AS1939 1990 and AS 3439.1 2002
- > Fixed Speed (DOL Start)
- > Constant Pressure VSD's (Variable Speed Drives)




25 YEARS INDUSTRY EXPERIENCE

RANGE

PUMP MODEL	POWER (EACH PUMP)	PRODUCT CODE	MAX FLOW	MAX HEAD	CONNECTIONS	(L)	(W)	(H)
15-2	2.2 kW	870252	30.5 l/sec	280 kPa	DN150 PN16	2950	1100	1500
15-3	3.0 kW	870253		420 kPa				
15-4	4.0 kW	870254		560 kPa				
15-6	5.5 kW	870255		830 kPa				
15-8	7.5 kW	870256		1120 kPa				
15-11	11 kW	870257		1580 kPa				
20-2	2.2 kW	870258	40 l/sec	290 kPa		200MM TABLE E	1100	1500
20-3	4.0 kW	870259		430 kPa				
20-5	5.5 kW	870260		720 kPa				
20-7	7.5 kW	870261		1030 kPa				
20-10	11 kW	870262		1490 kPa				
32-2	3.0 kW	870263	55 l/sec	300 kPa	3560		1300	1500
32-3	5.5 kW	870264		590 kPa				
32-4	7.5 kW	870265		780 kPa				
32-6	11 kW	870266		1180 kPa				
32-8	15 kW	870267		1510 kPa				

NOTES

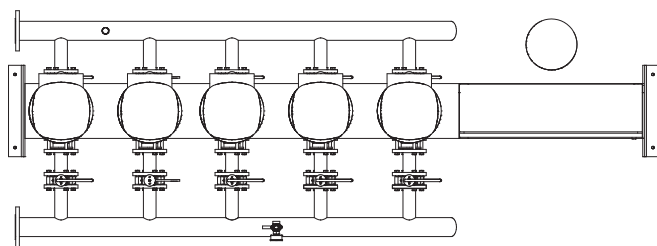
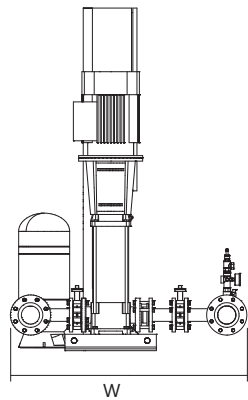
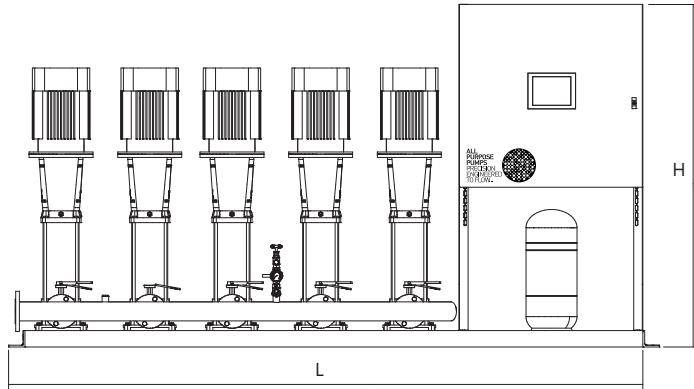
1. Flange's may change depending on incoming mains pressure.
2. Allow additional 500mm length when rotating controller
3. Systems can be customised to suit any application



DIMENSIONS

NOTE

1. All dimensions are in mm and are approximate



ADDITIONAL OPTIONS

PRODUCT	DESCRIPTION
	BREAK TANK For mains water buffering
	SCREEN FILTRATION For filtering impurities from the water supply
	PUMP ENCLOSURE Protection from the elements as well as security against tampering
	TANK LEVEL CONTROL System controllability
	LEVEL INDICATION System communication
	REMOTE MONITORING MANAGEMENT (RMM) Remote pump system management

APP ADVICE



FEATURE

M.I.P (Maintenance in Place)
Heavy duty pumps with industry standard motors (not extended shaft design)



Variable Speed Controller
1. Industry standard variable speed drives
2. Manufactured to Australian Electrical Standards

BENEFIT

Pump mechanical seal and motor can be replaced on site without removing the pump from the pipework.

1. The equipment can be serviced and replaced without the limitation of proprietary expertise and parts.
2. Ensures that your equipment complies with the regulatory requirements of AS/NZS 3000

