



WATER PRESSURE SYSTEMS

6 X PUMPS

FEATURES

The Six Pump Water Pressure System provides water boosting and is the perfect solution for high rise apartments, shopping complexes, hospitals and aged care facilities, industry processes, municipal water supply and irrigation. Features Include:

BASE:

- > Common galvanised base plate and controller stand
- > Baseplate and lifting point designed to meet AS4100-1998 and AS1170.1-2002

MANIFOLD:

- > Stainless steel suction and discharge manifolds
- > Pump isolation and non return valves
- > 20mm test and drain valve
- > Stainless steel liquid filled pressure gauge
- > 60 litre pressure accumulator tank
- > Pressure Switch (DOL) / Pressure Sensing Transducer (VSD)

PUMPS:

- > In line vertical multistage pump with standard IEC motors and M.I.P (Maintenance in Place) capabilities
- > Cartridge mechanical shaft seal
- > Vibration isolation rubber mounts
- > AS/NZS 4020 potable water compliant

CONTROLLER:

- > Manufactured in accordance with the relevant standards: AS/NZS 3000:2007, AS1939 1990 and AS 3439.1 2002
- > Fixed Speed (DOL Start)
- > Constant Pressure VSD's (Variable Speed Drives)




25 YEARS INDUSTRY EXPERIENCE

RANGE

PUMP MODEL	POWER (EACH PUMP)	PRODUCT CODE	MAX FLOW	MAX HEAD	CONNECTIONS	(L)	(W)	(H)		
15-2	2.2 kW	870276	30.5 l/sec	280 kPa	DN150 PN16	3560	1100	1500		
15-3	3.0 kW	870277		420 kPa						
15-4	4.0 kW	870278		560 kPa						
15-6	5.5 kW	870279		830 kPa						
15-8	7.5 kW	870280		1120 kPa						
15-11	11 kW	870281		1580 kPa						
20-2	2.2 kW	870282	40 l/sec	290 kPa			200MM TABLE E	4150	1100	1500
20-3	4.0 kW	870283		430 kPa						
20-5	5.5 kW	870284		720 kPa						
20-7	7.5 kW	870285		1030 kPa						
20-10	11 kW	870286		1490 kPa						
32-2	3.0 kW	870287		300 kPa	1500					
32-3	5.5 kW	870288	590 kPa							
32-4	7.5 kW	870289	780 kPa							
32-6	11 kW	870290	1180 kPa							
32-8	15 kW	870291	1510 kPa	1590						

NOTES

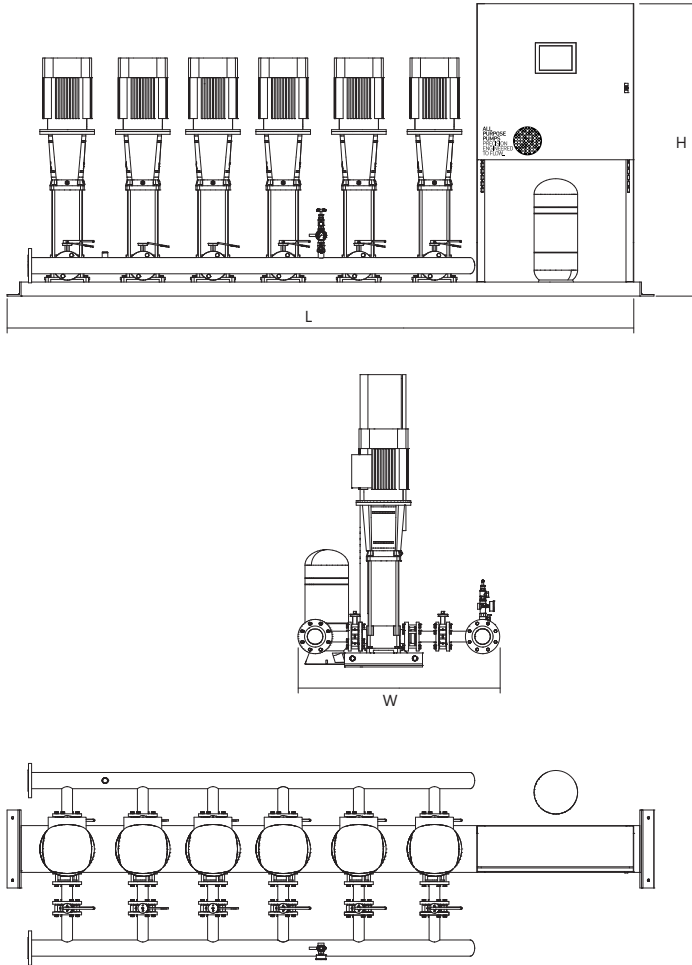
1. Flange's may change depending on incoming mains pressure.
2. Allow additional 500mm length when rotating controller
3. Systems can be customised to suit any application







DIMENSIONS

NOTE

1. All dimensions are in mm and are approximate



ADDITIONAL OPTIONS

PRODUCT	DESCRIPTION
 BREAK TANK	For mains water buffering
 SCREEN FILTRATION Page 223	For filtering impurities from the water supply
 PUMP ENCLOSURE	Protection from the elements as well as security against tampering
 TANK LEVEL CONTROL	System controllability
 LEVEL INDICATION	System communication
 REMOTE MONITORING MANAGEMENT (RMM)	Remote pump system management

APP ADVICE



FEATURE

M.I.P (Maintenance in Place)
Heavy duty pumps with industry standard motors (not extended shaft design)



Variable Speed Controller
1. Industry standard variable speed drives
2. Manufactured to Australian Electrical Standards

BENEFIT

Pump mechanical seal and motor can be replaced on site without removing the pump from the pipework.

1. The equipment can be serviced and replaced without the limitation of proprietary expertise and parts.
2. Ensures that your equipment complies with the regulatory requirements of AS/NZS 3000

