

PACKAGED PUMP SYSTEMS

LIFT WELL SUMP PUMP PACKAGE



FEATURES

The Lift Well Sump Pump package has been designed to provide reliability and long life for many commercial, industrial and domestic lift installations. Reliable water removal from a lift shaft is essential to avoid costly damage to the equipment. Mounted on a galvanised steel floor and wall mountable base plate.

PUMP:

- > Self priming helical rotor style pump
- > Suction lift capability up to 6m
- > Self-priming, high suction lift capacity, progressive cavity, helical rotor design
- > Nitrile resilient stator, and stainless steel rotor and shaft

- > Galvanised steel mounting bracket for installation (see page 268 for full specification)

FOOT VALVE:

- > 25mm suction foot valve
- > Pressure differential and diaphragm sealing design
- > Non corrosive polypropylene construction

CONTROL EQUIPMENT:

- > Single pump controller with conductivity probe relay (see page 252 for full specification)

LEVEL SENSOR:

- > Conductivity probe
- > Multi-level sensing
- > 10 metre cable



25 YEARS INDUSTRY EXPERIENCE

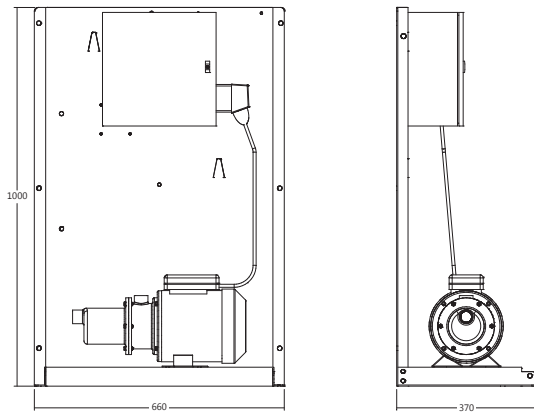
RANGE

PRODUCT CODE	INLET / OUTLET	VOLTAGE	POWER	MAX HEAD	RATED FLOW
800025	25 / 25	240v	0.37kW	28m	0.5l/sec

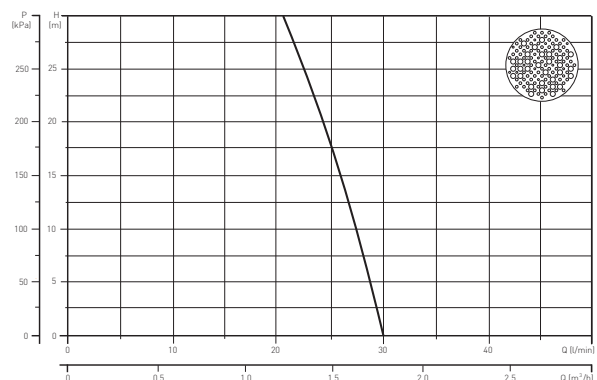
NOTES

1. Interconnecting pipework and wiring should be completed by a qualified installer
2. Recommended final commissioning by an All Purpose Pumps technician to ensure correct operation
3. Systems can be customised to suit any application
4. Commissioning is available to carry out start procedures, set levels and verify performance

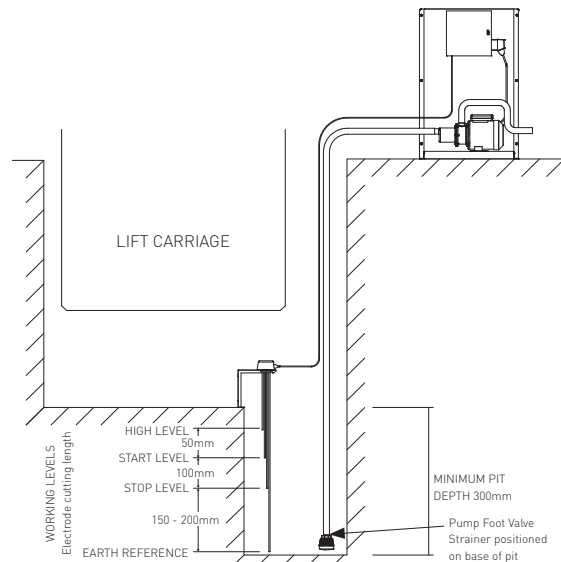
DIMENSIONS



PERFORMANCE



TYPICAL ARRANGEMENT



APP ADVICE	RECOMMENDATION	BENEFIT
	 ANTI-TAMPER / WEATHER COVER	Protects the system from the elements

