


# COMPONENTS MIXERS



## FEATURES

The HYFLOW® Commercial submersible mixers have been constructed for the most demanding applications. Typically used to agitate liquids in wastewater or process applications.

### MIXER:

- > Heavy duty cast iron construction
- > Heavy duty 316 stainless steel propeller
- > 176mm diameter impeller
- > Drive end double row ball bearing
- > Hardface mechanical shaft seal in a large capacity oil chamber
- > Stainless steel heavy rigid shaft for increased seal and long life
- > 10 Metre power cable, HO7RFN submersible rubber cable
- > Class H motor windings
- > 50mm BSPF fixing
- > Mounting clamp with adjustable angle positioning

### AUTO COUPLING

- > Stainless steel components to enable floor mounting

### SUSPENDED MOUNTING (MAXIMUM 2M DEPTH & STRUCTURALLY SOUND MOUNTING SURFACE REQUIRED)

- > Stainless steel components to enable suspended mounting from top of pit



30 YEARS INDUSTRY EXPERIENCE

## RANGE

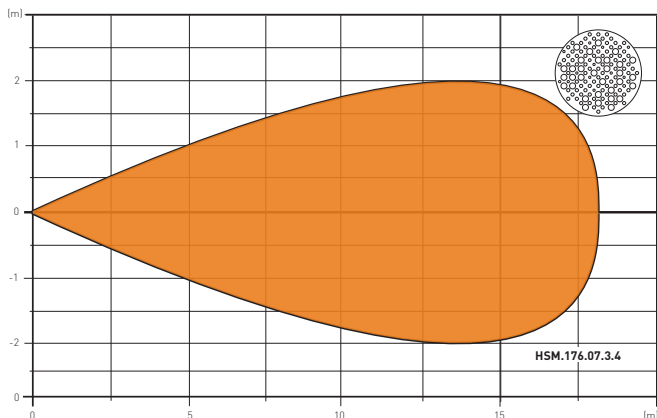
MODEL	PRODUCT CODE	IMPELLER	VOLTAGE	POWER	LOAD CURRENT	WEIGHT
HSM.176.07.3.4	190200	176mm	415	0.7kW	1.5 Amps	20 kg

### NOTE

1. For full motor protection, mixers must be protected by a manually resettable thermal overload device

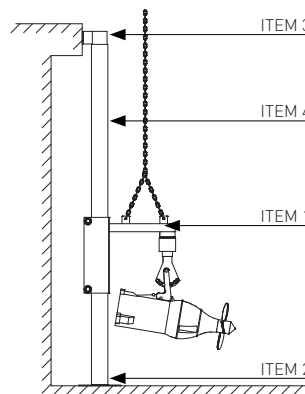
MODEL	PRODUCT CODE	INCLUSIONS
HSM.AC (Auto Coupling)	190201	ITEM 1: Stainless Steel support bracket ITEM 2: Stainless Steel floor positioning guide rail bracket ITEM 3: Stainless Steel top positioning guide rail bracket ITEM 4: 65 x 65 x 3 guide rail (Not included)
HSM.SM (Suspended Mounting)	190202	ITEM 1: Stainless Steel top mounting bracket ITEM 2: 50mm BSPM Support pipe (Not included)

## PERFORMANCE

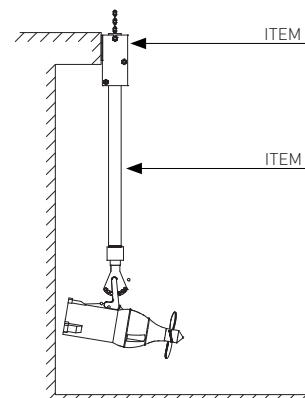


## TYPICAL ARRANGEMENT

### AUTO COUPLING (HSM.AC)



### SUSPENDED MOUNT (HSM.SM)



Assembly detail of top mounting bracket

