



# COMPONENTS PREMIUM LEVEL CONTROLLER

## FEATURES

The Premium Level pump controller is one of the most versatile, advanced and easy to use units in the industry, for the monitoring and control of up to six pumps.

The intuitive graphical colour touch screen is so smart yet extremely simple to use. With everything in one location programming, servicing and system reviews are easy and uncomplicated to perform. Remote monitoring and complete management of the entire pump system and controller is simple and easy to access, giving the owner and managers total control. Suited for submersible pump applications and tank fill applications.

## MANUFACTURING STANDARDS:

The All Purpose Pumps controllers are manufactured with ISO quality control and comply with the following standards;

- > 'AS / NZS 3000:2007' Electrical installations wiring rules (and relevant referenced standards)
- > 'AS 1939 1990' Degrees of protection for electrical equipment
- > 'AS 3439.1 2002' Low-voltage switchgear and control gear assemblies



## 25 YEARS INDUSTRY EXPERIENCE

### PUMP LEVEL CONTROL

- > Powder coated steel lockable IP56 weather resistant enclosure
- > Robust backlit HMI operator interface with full colour touch screen mounted on internal door for tamper and weather protection
- > Removable cable gland plate
- > Lockable mains power supply isolator switch
- > Safety 24 volt low voltage control circuit
- > Pump motor protection circuit breakers
- > Control protection circuit breaker
- > Safety 24 volt low voltage control circuit
- > Pump motor latching thermal overload protection with manual reset
- > DOL pump motor starters
- > Automatic pump duty alternation
- > Progressive staged pump operation
- > Automatic duty pump fault changeover
- > Second pump start delay for alternate starting
- > Pump anti-seize protection start cycle timer
- > Graphical operator display for:
  - > power on
  - > auto/off/manual selection for each pump
  - > run status for each pump
  - > fault status for each pump
  - > hours run log for each pump
  - > continuous live pit level analogue and digital display
  - > high level fault
  - > event and trend data logging with description, time and date stamp
  - > service overview screen displaying:
    - > motor current draw
    - > operating level set points
    - > live system level display
- > Visual external common alarm flashing strobe light
- > Audible external common alarm buzzer with mute button
- > Voltage free alarm outputs for BMS connection for:
  - > pump fault
  - > high level fault

## FEATURES



### LARGE COLOUR TOUCH SCREEN

The home screen provides a graphical colour representation of your system with an overview of many core elements.



### EVENT & TREND LOGGING

Call up a graphical level-over-time trending display for history of actual levels inside the pit and piping network.



### MOTOR PROTECTION

Constantly monitors and protects against poor power supply voltage, phase failure and over current.





## TYPICAL ARRANGEMENTS

240V			
PRODUCT CODES			
OVERLOAD RANGE			
No. Pumps	2.5 - 4A	4 - 6.3A	10 - 16A
1	520400	520401	520402
2	520403	520404	520405
3	520406	520407	520408
4	520409	520410	520411






415V						
PRODUCT C+ODES						
OVERLOAD RANGE						
No. Pumps	1.6 -2.5A	2.5 - 4A	4 - 6.3A	6.3 - 10A	10 - 16A	18 - 25A
1	520414	520415	520416	520417	520418	520419
2	520427	520428	520429	520430	520431	520432
3	520440	520441	520442	520443	520444	520445
4	520453	520454	520455	520456	520457	520458

415V						
PRODUCT CODES						
OVERLOAD RANGE						
No. Pumps	23 - 32A	32 - 38A	39 - 47A	48 - 62A	63 - 75A	76 - 1200A
1	520420	520421	520422	520423	520424	*
2	520433	520434	520435	520436	520437	*
3	520446	520447	520448	520449	520450	*
4	520459	520460	520461	520462	520463	*

### NOTES

1. Level transducers are not included and must be selected according to system operating depths
2. \*Larger size controllers are available on request
3. 2.5 - 16A controllers include DOL start method, 18A and above include soft start method

## ADDITIONAL OPTIONS

PRODUCT	DESCRIPTION
 <p>LEVEL TRANSDUCER</p>	Level sensing device
 <p>REMOTE MONITORING &amp; MANAGEMENT (RMM)</p>	Remotely manage your pump system via an inbuilt web-server allowing remote access for fault diagnostics, system overview and system parameter changes
 <p>INTERNAL DOOR</p>	For anti tamper and weather protection
 <p>MIXER CONTROLS</p>	Provides mixer functionality, typically used in sewage pumping station applications
 <p>MACERATOR CONTROLS</p>	Provides macerator functionality, typically used in sewage pumping station applications

