

RAINWATER RE-USE SYSTEMS COMMERCIAL - 1.0 LITRE PER SECOND



FEATURES

The all new packaged Rain Water Reuse Pressure Pump Systems are ideal for commercial, urban and domestic applications.

BASEPLATE:

- > Easy to install, compact baseplate design, suitable for floor or wall mounting
- > Constructed from galvanised steel
- > Fibreglass anti-tamper/ weather cover available as an option

PUMP:

- > Horizontal multistage centrifugal pump design.
- > TEFC electric motor.
- > Stainless steel housing, impeller and shaft construction.
- > Single spring mechanical shaft seal with carbon/ceramic rotating seal faces

MANIFOLD:

- > 25mm pump discharge manifold
- > Pump isolation and non-return valves
- > Electronic pump controller with dry-run cut-out protection.
- > Mains water back-up solenoid control valve
- > Mains water back-flow protection dual check valve
- > Pressure accumulator controller tank

RAINS MAINS CONTROLLER:

- > Standard - used for all 240v pumps up to 8amps
- > Premium - Used for all 415v & 240v pumps above 8amps



25 YEARS INDUSTRY EXPERIENCE

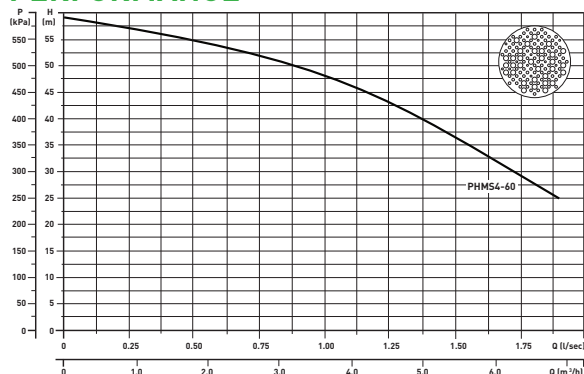
RANGE

STANDARD SYSTEM	COMPONENT CHOICES	PUMP MODEL	V / kW CURRENT
	+ SCREEN FILTER (MANUAL)		240V / 1.1kW 6.9A
	+ SCREEN FILTER (AUTO)		855016
	+ *SCREEN FILTER (MANUAL) CARTRIDGE FILTER & UV		855017
	+ *SCREEN FILTER (AUTO) CARTRIDGE FILTER & UV		855018
			855019
			PRODUCT CODES

NOTES

1. Systems can be customised to suit any application
2. * Multiple filter systems require the large base

PERFORMANCE



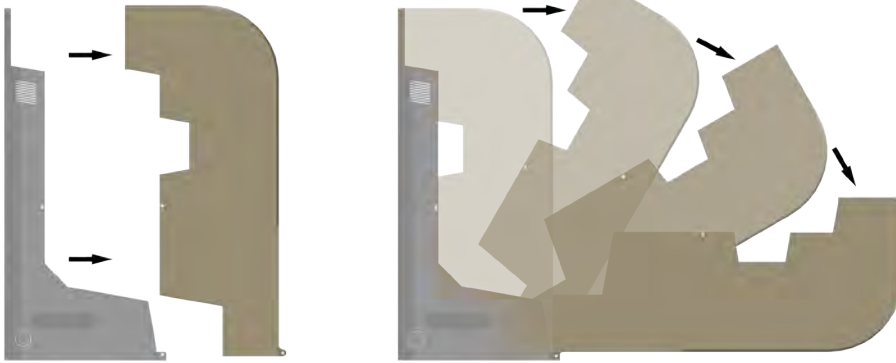
ADDED COMPONENTS

SCREEN FILTER (MANUAL)	SCREEN FILTER (AUTOMATIC)	FINE FILTRATION & UV



UNIQUE COVER DESIGN

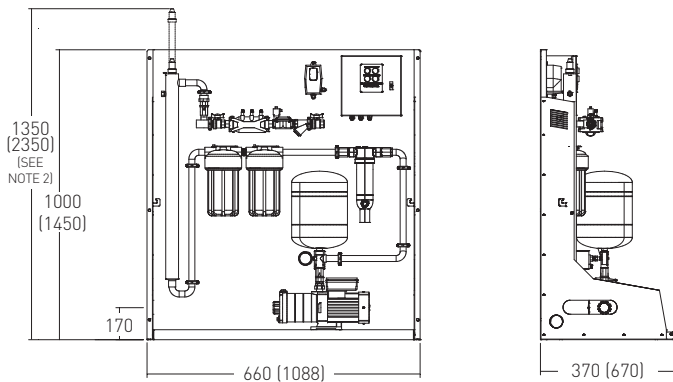
Full cover removal or hinged access



NOTES

1. Cover is optional
2. Standard Colorbond® Paperbark colour. Full Colorbond® colour range is available as a special order

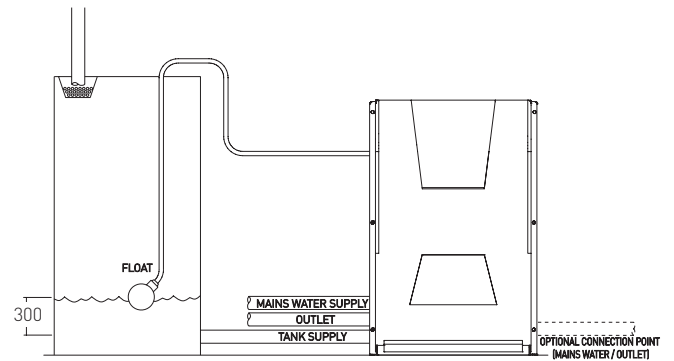
DIMENSIONAL DRAWING



NOTES

1. Systems with multiple filters require large base dimensions (xxx)
2. For systems with UV Filtration allow stated clearance for maintenance
3. All dimensions are in mm and are approximate

TYPICAL ARRANGEMENT



ADDITIONAL OPTIONS

MEDIUM & HIGH HAZARD BACKFLOW PROTECTION	CONSTANT PRESSURE VSD CONTROLLER	DUAL PUMPS	ANTI-TAMPER / WEATHER COVER	SUCTION STRAINER	WATER CHECK METER
					

NOTES

1. Dimensions may vary when using accessories / options and are approximate only
2. Systems can be customised to suit any application

