

WATER PRESSURE SYSTEMS

SINGLE PUMP - MAX FLOW: 2.2 L/SEC



FEATURES

The Single Pump Water Pressure System provides water boosting and is the perfect solution for commercial, urban and domestic applications including; high rise apartments, shopping complexes, hospitals, industry processes, municipal water supply and irrigation. Features Include:

BASE:

- > Common galvanised base plate and controller stand
- > Baseplate and lifting point designed to meet AS4100-1998 and AS1170.1-2002

MANIFOLD:

- > Stainless steel suction and discharge manifolds
- > Pump isolation and non return valves
- > 20mm test and drain valve
- > Stainless steel liquid filled pressure gauge
- > 18 litre pressure accumulator tank
- > Pressure Switch (DOL) / Pressure Sensing Transducer (VSD)

PUMPS:

- > In line vertical multistage pump with standard IEC motors and M.I.P (Maintenance in Place) capabilities
- > Cartridge mechanical shaft seal
- > Vibration isolation rubber mounts
- > AS/NZS 4020 potable water compliant

CONTROLLER:

- > Manufactured in accordance with the relevant standards: AS/NZS 3000:2007, AS1939 1990 and AS 3439.1 2002
- > Fixed Speed (DOL Start)
- > Constant Pressure VSD's (Variable Speed Drives)



30 YEARS INDUSTRY EXPERIENCE


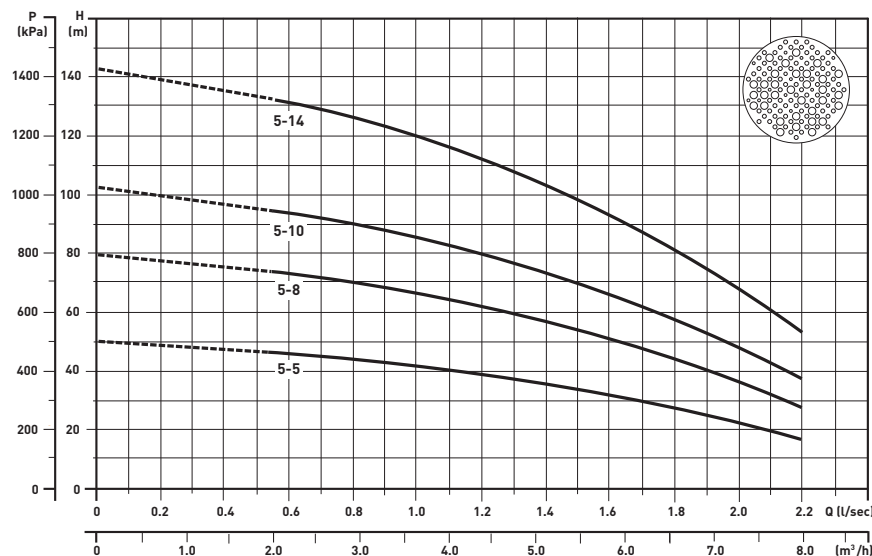
RANGE

PUMP MODEL	POWER	DOL		VSD	
		PRODUCT CODE (240v)	PRODUCT CODE (415v)	PRODUCT CODE (240v)	PRODUCT CODE (415v)
5-5	1.1 kW	870028	870031	870035	870038
5-8	1.5 kW	870029	870032	870036	870039
5-10	2.2 kW	870030	870033	870037	870040
5-14	3.0 kW	-	870034	-	870041

NOTE

1. Systems can be customised to suit any application

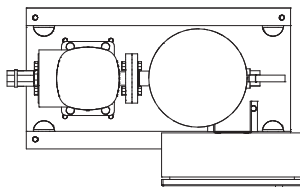
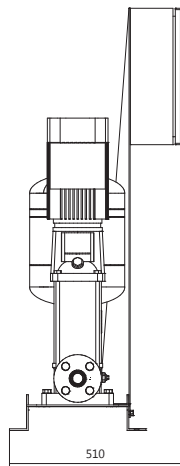
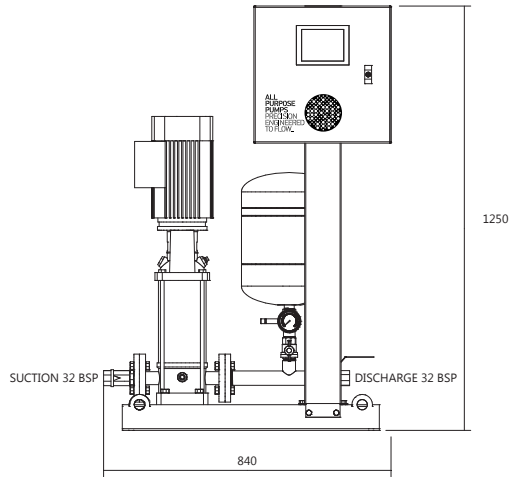
PERFORMANCE



DIMENSIONS

NOTE

1. All dimensions are in mm and are approximate



ADDITIONAL OPTIONS

PRODUCT	DESCRIPTION
	BREAK TANK For mains water buffering
	SCREEN FILTRATION For filtering impurities from the water supply
	PUMP ENCLOSURE Protection from the elements as well as security against tampering
	TANK LEVEL CONTROL System controllability
	LEVEL INDICATION System communication
	REMOTE MONITORING MANAGEMENT (RMM) Remote pump system management

APP ADVICE



FEATURE

M.I.P (Maintenance in Place)
Heavy duty pumps with industry standard motors (not extended shaft design)



Variable Speed Controller
1. Industry standard variable speed drives
2. Manufactured to Australian Electrical Standards

BENEFIT

Pump mechanical seal and motor can be replaced on site without removing the pump from the pipework.

1. The equipment can be serviced and replaced without the limitation of proprietary expertise and parts.
2. Ensures that your equipment complies with the regulatory requirements of AS/NZS 3000

